

ATEX and IECEx Group II certified. General purpose, top-entry velocity transducer with DC output. Made from robust stainless steel throughout for continuous vibration monitoring in harsh industrial environments. Sealed to IP67 with industry standard two-wire 4-20mA output proportional to sensor range that can connect directly to PLC, DCS and other industrial controllers. Includes integral stainless overbraided ETFE cable and is available with a wide range of mountings.

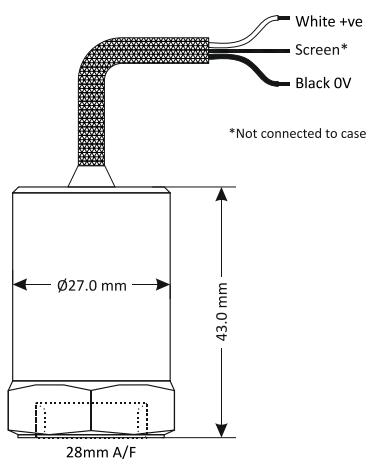
## Applications

- Intrinsically safe data collector
- Oil and mining
- Fans, compressors, pumps etc

## MTN/1185IC



## Dimensions



## Technical

Output current	4-20mA DC proportional to rms velocity (mm/s)
Supply voltage	12-32V DC (4-20mA)
Frequency response	2Hz to 1kHz $\pm 10\%$
Mounted base resonance	5kHz (nominal)
Isolation	Base isolated
Dynamic range	50g peak
Transverse sensitivity	Less than 5%
Temperature range for	T6 (-55°C $\leq$ Ta $\leq$ +65°C)
Temperature sensitivity	0.08%/°C
Case material	Stainless steel
Cable	Integral stainless steel overbraided ETFE
Standard cable length	5m
Maximum cable length	See system drawing ATX009
Mounting torque	8Nm
Weight	150g (nominal)
Sealing	IP67

## Certificate Details

Group II<sup>1</sup> BAS02ATEX1057X and IECEx BAS 08.0013X  
 Ex ia IIC T6 Ga (-55°C  $\leq$  Ta  $\leq$  +65°C)  
 Ex ia IIIC T85°C DA (-55°C  $\leq$  Ta  $\leq$  +65°C)

Terminal parameters Ui = 28V, Ii = 93mA, Pi = 0.65W  
 For Ci and Li see certificate

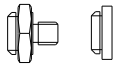
Barrier MTL787S, BAS01ATEX7202 or P&FZ787,  
 BAS01ATEX7005 or any other barrier that  
 conforms to note 4 of ATX009 (Available on  
 request).

## Studs and grub screws



Part #	From	To
MS036	¼"-28 UNF Male	M6 Male
MS039	¼"-28 UNF Male	10-32 UNF Male
MS067	¼"-28 UNF Male	M8 Male
MS068	¼"-28 UNF Male	¼"-28 UNF Male
MS124	¼"-28 UNF Male	M10 Male
MS132	¼"-28 UNF Male	M12 Male

## Quick fit adapters



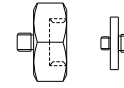
Part #	From	To
MS001	Q/F Male	Glue base
MS002	Q/F Male	M8 Male
MS003	Q/F Male	M10 Male
MS004	Q/F Male	¼"-28 UNF Male
MS006	Q/F Male	M6 Male

## Options

- Dust option (Group II only)
- Filters
- Mounting threads
- Other cable lengths
- Other velocities (see below)

Part #	Mounting	xx = Optional Velocity (mm/s rms)
MTN/1185IC-xx	¼" UNF Female	0-10
		0-20
		0-25
MTN/1185ICQ-xx	Q/F Female	0-50
		0-100

## Mounting adapters

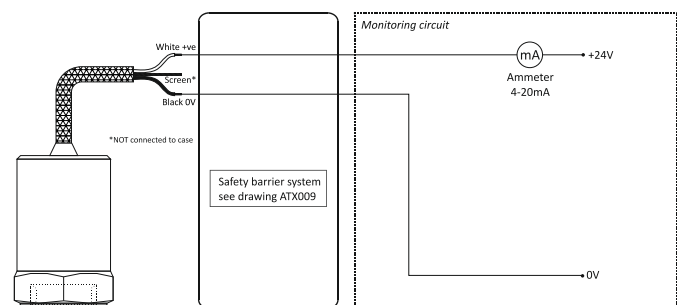


Part #	From	To
MS005	Q/F Male	¼"-28 UNF Female
MS007	Q/F Male	10-32 UNF Female
MS008	Q/F Male	M8 Female
MS011	¼"-28 UNF Male	Q/F Female
MS013	¼"-28 UNF Male	Glue base
MS033	¼"-28 UNF Male	Q/F Female
MS038	Q/F Male	M8 Conical Male
MS061	¼"-28 UNF Male	10-32 UNF Male
MS079	¼"-28 UNF Male	Q/F Female
MS106	Q/F Male	M10 Female

## Isolation

Part #	From	To
MS034	¼"-28 UNF Male	¼"-28 UNF Female
MS093	Q/F Male	M8 Male

## System connection



**Note:** Care should be taken not to install this in a high velocity dust laden atmosphere.

<sup>1</sup>Warning ref Group II: The Ci and Li were previously lower. The Installer must take account of the increase in internal capacitance and inductance present on this apparatus.