

ATEX and IECEx Group II certified. General purpose top-entry constant current accelerometer with isolated AC and temperature outputs. Made from robust stainless steel throughout for long term vibration analysis in harsh, hazardous gas and dust environments. Internal electronics are isolated to minimise noise with increased bias voltage stability. Sealed to IP67 and includes 4-pin M12 connector and is available with a wide range of mountings.

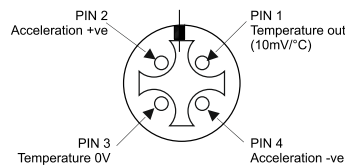
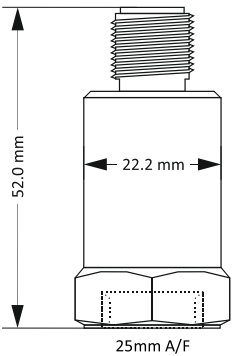
Applications

- General industry
- Compressors, pumps etc
- Oil and petrochemical

MTN/2200IT-4P



Dimensions



Technical

Standard sensitivity	100mV/g ±10% nominal @ 80Hz
Frequency response	2Hz to 10kHz ±5% (-3dB @ 0.8Hz)
Temperature output sensitivity	10mV/C° (range 2° to 100°C)
Mounted base resonance	18kHz (nominal)
Isolation	Electronics in Faraday cage, isolated from
Transverse sensitivity	Less than 5%
Electrical noise	0.1mg max
Current range	0.5 to 8mA
Operating temperature	-55 to 90°C
Temperature range for	T4 (-55°C ≤ Ta ≤ 95°C) T6 (-55°C ≤ Ta ≤ 45°C)
Bias voltage	12V DC (nominal)
Case material	Stainless steel
Maximum cable length	See system drawing ATX037
Mounting torque	8Nm
Weight	170g (nominal)
Sealing	IP67
Insulation	Units will pass a 500V insulation test

Certificate details

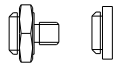
Group II ¹	BAS02ATEX1057X and IECEx BAS 08.0013X Ⓢ Ex II 1GD T85°C Ex ia IIC T4 Ga Ex ia IIIC T135°C Da (-55°C ≤ Ta ≤ 95°C) Ex II 1GD T85°C Ex ia IIC T6 Ga Ex ia IIIC T85°C Da (-55°C ≤ Ta ≤ 45°C)
Terminal parameters	Ui = 28V, Ii = 93mA, Pi = 0.65W For Ci and Li see certificate
Barrier	1 x MTL7728+ (BAS01ATEX7217) or (P&F Z728 BAS01ATEX7005) or any other barrier that conforms to note 5 of ATX037

Studs and grub screws



Part #	From	To
MS036	¼"-28 UNF Male	M6 Male
MS039	¼"-28 UNF Male	10-32 UNF Male
MS067	¼"-28 UNF Male	M8 Male
MS068	¼"-28 UNF Male	¼"-28 UNF Male
MS124	¼"-28 UNF Male	M10 Male
MS132	¼"-28 UNF Male	M12 Male

Quick fit adapters



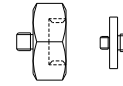
Part #	From	To
MS001	Q/F Male	Glue base
MS002	Q/F Male	M8 Male
MS003	Q/F Male	M10 Male
MS004	Q/F Male	¼"-28 UNF Male
MS006	Q/F Male	M6 Male

Options

- Mating connectors
- Dust option (Group II only)
- Other sensitivities (see below)

Part #	Mounting	xx = Optional sensitivity (mV/g)
MTN/2200IT-4P-xx	¼" UNF Female	10
		30
		50
MTN/2200ITQ-4P-xx	Q/F Female	100
		500

Mounting adapters

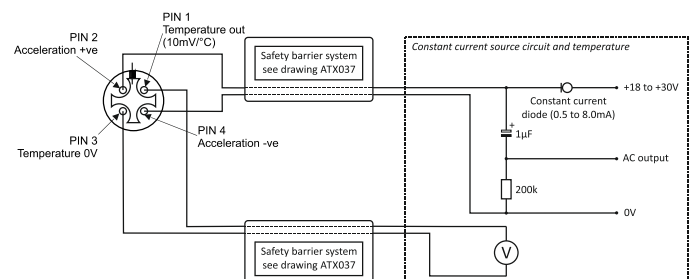


Part #	From	To
MS005	Q/F Male	¼"-28 UNF Female
MS007	Q/F Male	10-32 UNF Female
MS008	Q/F Male	M8 Female
MS011	¼"-28 UNF Male	Q/F Female
MS013	¼"-28 UNF Male	Glue base
MS033	¼"-28 UNF Male	Q/F Female
MS038	Q/F Male	M8 Conical Male
MS061	¼"-28 UNF Male	10-32 UNF Male
MS079	¼"-28 UNF Male	Q/F Female
MS106	Q/F Male	M10 Female

Isolation

Part #	From	To
MS034	¼"-28 UNF Male	¼"-28 UNF Female
MS093	Q/F Male	M8 Male

System connection



Note: Care should be taken not to install this in a high velocity dust laden atmosphere.

¹ Warning ref Group II: The Ci and Li were previously lower. The installer must take account of the increase in internal capacitance and inductance present on this apparatus.