

ATEX and IECEx Group II certified. General purpose, side-entry velocity transducer with DC output. Made from robust stainless steel throughout for continuous vibration monitoring in harsh industrial environments. Internal electronics are enclosed in a Faraday cage and isolated to minimise noise. Sealed to IP67 with industry standard two wire 4-20mA output proportional to sensor range that can connect directly to PLC, DCS and other industrial controllers. Includes 4-pin M12 connector and ¼"-28UNF, M6 or M8 mounting bolt.

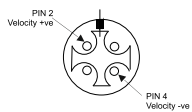
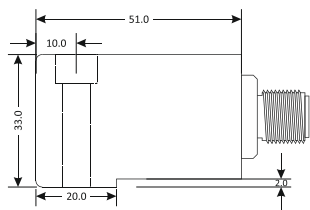
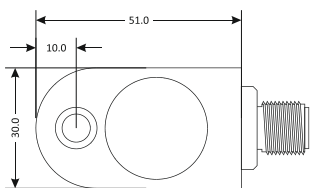
## Applications

- Intrinsically safe data collector
- Oil & gas
- Motors, fans, compressors, pumps
- Petrochemical

## MTN/2285IS-4P



## Dimensions



## Technical

Output current	4-20mA DC proportional to rms velocity (mm/s)
Supply voltage	12-32V DC (4-20mA)
Frequency response	2Hz to 1kHz ±10%
Mounted base resonance	5kHz (nominal)
Isolation	Electronics in Faraday cage, isolated from body
Dynamic range	50g peak
Temperature sensitivity	0.08%/°C
Transverse sensitivity	Less than 5%
Temperature range	(-55°C ≤ Ta ≤ +65°C)
Case material	Stainless steel
Maximum cable length	See system drawing ATX038
Mounting torque	8Nm
Weight	140g (nominal)
Sealing	IP67

## Certificate Details

Group II <sup>1</sup>	BAS02ATEX1057X and IECEx BAS 08.0013X Ex ia IIC T6 Ga (-55°C ≤ Ta ≤ +65°C) Ex ia IIIC T85°C DA (-55°C ≤ Ta ≤ +65°C)
-----------------------	---

Terminal parameters	Ui = 28V, Ii = 93mA, Pi = 0.65W For Ci and Li see certificate
---------------------	--

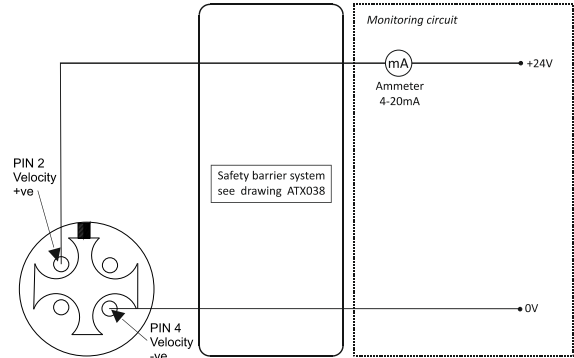
Barrier	MTL787S, BAS01ATEX7202 or P&FZ787, BAS01ATEX7005 or any other barrier that conforms to note 4 of ATX038 (Available on request)
---------	---

## Options

- Dust option (Group II only)
- Filters
- Mounting threads
- Other velocities (see below)
- Mating connectors and cable assemblies

Part #	Mounting	xx = Optional velocity (mm/s rms)
MTN/2285IS-4P-xx	¼" UNF x 33mm	0-10
		0-20
MTN/2285ISM6-4P-xx	M6 x 35mm	0-25
		0-50
MTN/2285ISM8-4P-xx	M8 x 28mm	0-100

## System connection



**Note:** Care should be taken not to install this in a high velocity dust laden atmosphere.

<sup>1</sup>Warning ref Group II: The Ci and Li were previously lower. The Installer must take account of the increase in internal capacitance and inductance present on this apparatus.