

ATEX and IECEx Group II certified. General purpose top-entry constant current accelerometer with isolated AC and temperature outputs. Made from robust stainless steel throughout for long term vibration analysis in harsh, hazardous gas and dust environments. Internal electronics are isolated to minimise noise with increased bias voltage stability. Sealed to IP67 and includes 4-pin M12 connector and is available with a wide range of mountings.

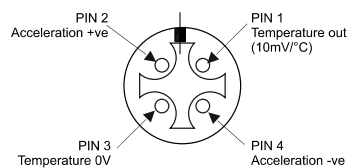
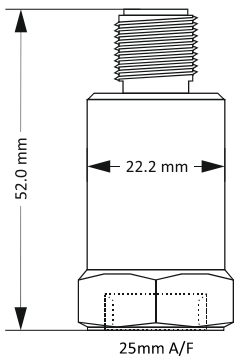
Applications

- General industry
- Compressors, pumps etc
- Oil and petrochemical

MTN/2200IT-4P



Dimensions



Technical

| | |
|------------------------|--|
| Standard sensitivity | 100mV/g ±10% nominal @ 80Hz |
| Frequency response | 2Hz to 10kHz ±5% (-3dB @ 0.8Hz) |
| Mounted base resonance | 18kHz (nominal) |
| Isolation | Electronics in Faraday cage, isolated from body |
| Transverse sensitivity | Less than 5% |
| Electrical noise | 0.1mg max |
| Current range | 0.5 to 8mA |
| Operating temperature | -55 to 90°C |
| Temperature range for | T4 (-55°C ≤ Ta ≤ 95°C) T6 (-55°C ≤ Ta ≤ 45°C) |
| Bias voltage | 12V DC (nominal) |
| Case material | Stainless steel |
| Maximum cable length | See system drawing ATX037 |
| Mounting torque | 8Nm |
| Weight | 170g (nominal) |
| Sealing | IP67 |
| Insulation | Units will pass a 500V insulation test |

Certificate details

| | |
|-----------------------|--|
| Group II ¹ | BAS02ATEX1057X and IECEx BAS 08.0013X Ex II 1GD T85°C Ex ia IIC T4 Ga Ex ia IIIC T135°C Da (-55°C ≤ Ta ≤ 95°C) Ex II 1GD T85°C Ex ia IIC T6 Ga Ex ia IIIC T85°C Da (-55°C ≤ Ta ≤ 45°C) |
| Terminal parameters | Ui = 28V, Ii = 93mA, Pi = 0.65W For Ci and Li see certificate |
| Barrier | 1 x MTL7728+ (BAS01ATEX7217) or (P&F Z728 BAS01ATEX7005) or any other barrier that conforms to note 5 of ATX037 |

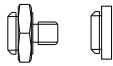


Studs and grub screws



| Part # | From | To |
|--------|----------------|----------------|
| MS036 | ¼"-28 UNF Male | M6 Male |
| MS039 | ¼"-28 UNF Male | 10-32 UNF Male |
| MS067 | ¼"-28 UNF Male | M8 Male |
| MS068 | ¼"-28 UNF Male | ¼"-28 UNF Male |
| MS124 | ¼"-28 UNF Male | M10 Male |
| MS132 | ¼"-28 UNF Male | M12 Male |

Quick fit adapters



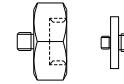
| Part # | From | To |
|--------|----------|----------------|
| MS001 | Q/F Male | Glue base |
| MS002 | Q/F Male | M8 Male |
| MS003 | Q/F Male | M10 Male |
| MS004 | Q/F Male | ¼"-28 UNF Male |
| MS006 | Q/F Male | M6 Male |

Options

- Mating connectors
- Dust option (Group II only)
- Other sensitivities (see below)

| Part # | Mounting | xx = Optional sensitivity (mV/g) |
|-------------------|---------------|----------------------------------|
| MTN/2200IT-4P-xx | ¼" UNF Female | 10 |
| | | 30 |
| | | 50 |
| MTN/2200ITQ-4P-xx | Q/F Female | 500 |
| | | 1000 |

Mounting adapters

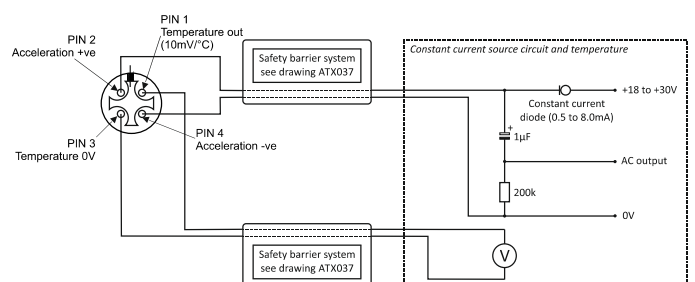


| Part # | From | To |
|--------|----------------|------------------|
| MS005 | Q/F Male | ¼"-28 UNF Female |
| MS007 | Q/F Male | 10-32 UNF Female |
| MS008 | Q/F Male | M8 Female |
| MS011 | ¼"-28 UNF Male | Q/F Female |
| MS013 | ¼"-28 UNF Male | Glue base |
| MS033 | ¼"-28 UNF Male | Q/F Female |
| MS038 | Q/F Male | M8 Conical Male |
| MS061 | ¼"-28 UNF Male | 10-32 UNF Male |
| MS079 | ¼"-28 UNF Male | Q/F Female |
| MS106 | Q/F Male | M10 Female |

Isolation

| Part # | From | To |
|--------|----------------|------------------|
| MS034 | ¼"-28 UNF Male | ¼"-28 UNF Female |
| MS093 | Q/F Male | M8 Male |

System connection



Note: Care should be taken not to install this in a high velocity dust laden atmosphere.

¹ Warning ref Group II: The Ci and Li were previously lower. The installer must take account of the increase in internal capacitance and inductance present on this apparatus.