

ATEX and IECEx Group II certified. Submersible, general purpose, top-entry, constant current accelerometer with isolated AC output. Made from robust stainless steel throughout for long term vibration analysis in harsh underwater environments and areas with constant moisture or condensation. Internal electronics are isolated to minimise noise with increased bias voltage stability. Sealed to IP68 and includes integral heavy duty polyurethane cable. Available with a wide range of mountings.

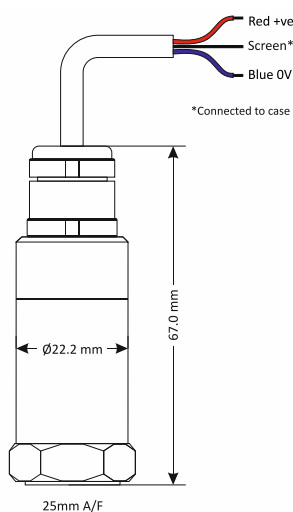
## Applications

- Submersible pumps
- Roll monitors
- Paper machinery

## MTN/2200IW



## Dimensions



## Technical

Standard sensitivity	100mV/g ±10% nominal @ 80Hz
Frequency response	2Hz to 10kHz ±5% (-3dB @ 0.8Hz)
Mounted base resonance	18kHz (nominal)
Isolation	Base isolated
Transverse sensitivity	Less than 5%
Electrical noise	0.1mg max
Current range	0.5 to 8mA
Bias voltage	12V DC (nominal)
Temperature range	-55°C ≤ Ta ≤ +65°C
Case material	Stainless steel
Cable type <sup>1</sup>	Integral polyurethane - length to be specified at point of order
Maximum cable length	See system drawing ATX037
Mounting torque	8Nm
Weight	150g (nominal)
Sealing	IP68
Submersible depth	5m max (0.5 bar)
Insulation	Units will pass a 500V insulation test

## Certificate details

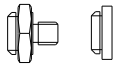
Group II <sup>2</sup>	BAS02ATEX1057X and IECEx BAS 08.0013X Ex ia IIC T6 Ga (-55°C ≤ Ta ≤ +65°C) Ex ia IIIC T85°C Da (-55°C ≤ Ta ≤ +65°C)
Terminal parameters	Ui = 28V, Ii = 93mA, Pi = 0.65W For Ci and Li see certificate
Barrier	1 x MTL7728+ (BAS01ATEX7217) or P&F Z728 (BAS01ATEX7005) or any other barrier that conforms to note 5 of ATX037

## Studs and grub screws



Part #	From	To
MS036	¼"-28 UNF Male	M6 Male
MS039	¼"-28 UNF Male	10-32 UNF Male
MS067	¼"-28 UNF Male	M8 Male
MS068	¼"-28 UNF Male	¼"-28 UNF Male
MS124	¼"-28 UNF Male	M10 Male
MS132	¼"-28 UNF Male	M12 Male

## Quick fit adapters



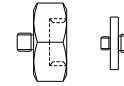
Part #	From	To
MS001	Q/F Male	Glue base
MS002	Q/F Male	M8 Male
MS003	Q/F Male	M10 Male
MS004	Q/F Male	¼"-28 UNF Male
MS006	Q/F Male	M6 Male

## Options

- Mating connectors
- Various cable lengths
- Optional mountings
- Other sensitivities (see below)

Part #	Mounting	xx = Optional Sensitivity (mV/g)
MTN/2200IW-xx	¼" UNF Female	10
		25
		30
MTN/2200IWQ-xx	Q/F Female	500

## Mounting adapters

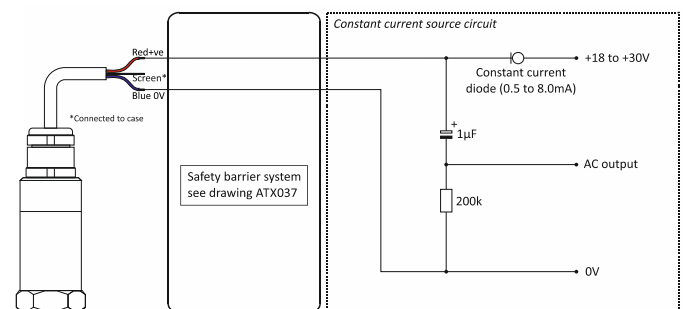


Part #	From	To
MS005	Q/F Male	¼"-28 UNF Female
MS007	Q/F Male	10-32 UNF Female
MS008	Q/F Male	M8 Female
MS011	¼"-28 UNF Male	Q/F Female
MS013	¼"-28 UNF Male	Glue base
MS033	¼"-28 UNF Male	Q/F Female
MS038	Q/F Male	M8 Conical Male
MS061	¼"-28 UNF Male	10-32 UNF Male
MS079	¼"-28 UNF Male	Q/F Female
MS106	Q/F Male	M10 Female

## Isolation

Part #	From	To
MS034	¼"-28 UNF Male	¼"-28 UNF Female
MS093	Q/F Male	M8 Male

## System connection



**Note:** Care should be taken not to install this in a high velocity dust laden atmosphere.

<sup>1</sup> This cable has additional hosing around it manufactured from PTFE plastic, which has a surface resistivity of greater than 1 GΩ and therefore presents a risk of electrostatic ignition.

<sup>2</sup> Warning ref Group II: The Ci and Li were previously lower. The installer must take account of the increase in internal capacitance and inductance present on this apparatus.