

ATEX and IECEx Group II certified. General purpose, top-entry accelerometer with DC output proportional to acceleration and temperature outputs. Made from robust stainless steel throughout for continuous vibration monitoring in harsh industrial environments. Internal electronics are enclosed in a Faraday cage and isolated to minimise noise. Sealed to IP67 with industry standard two wire 4-20mA output proportional to sensor range that can connect directly to PLC, DCS and other industrial controllers. Includes 4-pin M12 connector and is available with a wide range of mountings.

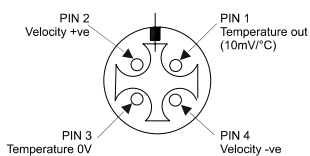
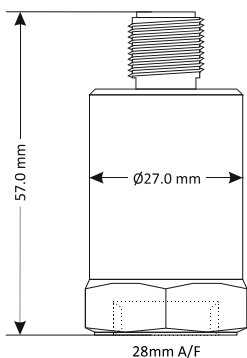
## Applications

- Intrinsically safe data collector
- Oil & gas
- Motors, fans, compressors, pumps
- Petrochemical

## MTN/2287IT-4P



## Dimensions



## Technical

Output current	4-20mA DC proportional to rms acceleration (g rms)
Temperature output	10mV/°C
Supply voltage	12-32V DC (4-20mA)
Frequency response	2Hz to 1kHz ±10 %
Mounted base resonance	5kHz (nominal)
Isolation	Electronics in Faraday cage, isolated from body
Dynamic range	50g peak
Temperature sensitivity	0.08%/°C
Transverse sensitivity	Less than 5%
Temperature range	T6 (-55°C ≤ Ta ≤ +45°C)
Case material	Stainless steel
Maximum cable length	See system drawing ATX038
Mounting torque	8Nm
Weight	140g (nominal)
Sealing	IP67

## Certificate Details

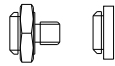
Group II <sup>1</sup>	BAS02ATEX1057X and IECEx BAS 08.0013X Ex ia IIC T6 Ga (-55°C ≤ Ta ≤ +45°C) Ex ia IIIC T85°C Da (-55°C ≤ Ta ≤ 45°C)
Terminal parameters	Ui = 28V, Ii = 93mA, Pi = 0.65W For Ci and Li see certificate
Barrier	MTL787S, BAS01ATEX7202 or P&FZ787, BAS01ATEX7005 or any other barrier that conforms to note 4 of ATX038

## Studs and grub screws



Part #	From	To
MS036	¼"-28 UNF Male	M6 Male
MS039	¼"-28 UNF Male	10-32 UNF Male
MS067	¼"-28 UNF Male	M8 Male
MS068	¼"-28 UNF Male	¼"-28 UNF Male
MS124	¼"-28 UNF Male	M10 Male
MS132	¼"-28 UNF Male	M12 Male

## Quick fit adapters



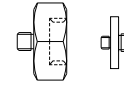
Part #	From	To
MS001	Q/F Male	Glue base
MS002	Q/F Male	M8 Male
MS003	Q/F Male	M10 Male
MS004	Q/F Male	¼"-28 UNF Male
MS006	Q/F Male	M6 Male

## Options

- Filters
- Mounting threads
- Other ranges (see below)

Part #	Mounting	xx = Optional acceleration (g rms)
MTN/2287IT-4P-xx	¼" UNF Female	0-1
		0-2
		0-5
MTN/2287ITQ-4P-xx	Q/F Female	0-10
		0-20

## Mounting adapters

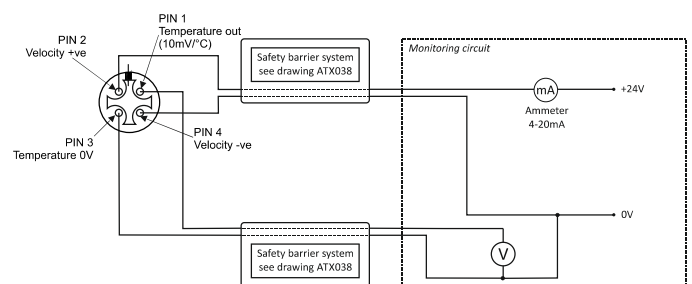


Part #	From	To
MS005	Q/F Male	¼"-28 UNF Female
MS007	Q/F Male	10-32 UNF Female
MS008	Q/F Male	M8 Female
MS011	¼"-28 UNF Male	Q/F Female
MS013	¼"-28 UNF Male	Glue base
MS033	¼"-28 UNF Male	Q/F Female
MS038	Q/F Male	M8 Conical Male
MS061	¼"-28 UNF Male	10-32 UNF Male
MS079	¼"-28 UNF Male	Q/F Female
MS106	Q/F Male	M10 Female

## Isolation

Part #	From	To
MS034	¼"-28 UNF Male	¼"-28 UNF Female
MS093	Q/F Male	M8 Male

## System connection



**Note:** Care should be taken not to install this in a high velocity dust laden atmosphere.

<sup>1</sup>Warning ref Group II: The Ci and Li were previously lower. The Installer must take account of the increase in internal capacitance and inductance present on this apparatus.